




**Nisqually Indian Tribe  
Exclusive and In Common  
Marine Usual and Accustomed Areas  
Recreational Shellfish Beaches**

-  WDFW Geoduck Tracts
-  Subsistence Catch Areas
-  Recreational Shellfish Beaches



Nisqually Indian Tribe  
Cartography by: K. Anderson, 4/19/2023



**MAIN RULES TO FOLLOW WHEN DIGGING SHELLFISH:**

Please check the WADOH Biotoxin Hotline (1-800-562-5632) before you harvest!

1. Stay within bag limits. Limits are meant to feed large groups, please take only what you need.
 

Butter/Littleneck Clams: 50 lbs combined/day	Cockle: 50 clams/ day
Horse Clams: 50 clams / day	Mussels: 40 lbs /day
Geoduck: 6 clams/ day	Oysters: 50 oysters/ day
2. Any holes dug must be refilled.  
Fill before leaving area. If not done, it will create a crater-like appearance on the beach and kill clams.
3. Catch Reporting  
Catches should be reported to DNR on a weekly basis by number of pounds of each species caught.
4. Biotoxin Closures  
Make sure you are up-to-date on closures and water quality problems, especially in the winter months.